



Mercedes-Benz



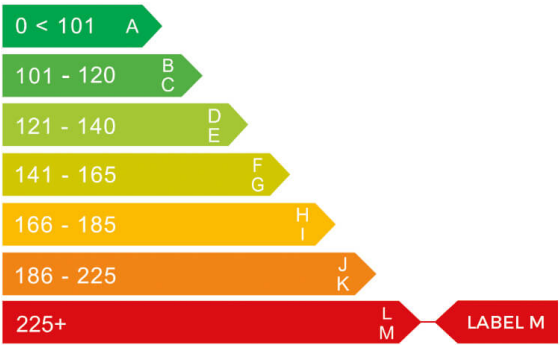
report date: 2024-03-28

General information

|                     |                             |
|---------------------|-----------------------------|
| Make                | MERCEDES-BENZ               |
| Model               | GL GL350 CDI BLUEEFFICIENCY |
| Colour              | Silver                      |
| Year of manufacture | 2010                        |
| Top speed           | 140 mph                     |
| 0 - 100 km/h        | 9.5 seconds                 |
| 0 - 60 mph          | 7.9 seconds                 |
| Gearbox             | 7 speed automatic           |

Engine & fuel consumption

|                         |                           |
|-------------------------|---------------------------|
| Power                   | 165 kW / 225 HP / 221 BHP |
| Max. torque             | 620 Nm at 1.600 rpm       |
| Engine capacity         | 2.987 cc                  |
| Cylinders               | 6                         |
| Fuel type               | Diesel                    |
| Consumption city        | 22.8 mpg                  |
| Consumption extra urban | 33.6 mpg                  |
| Consumption combined    | 28.5 mpg                  |
| CO2 emission            | 260 g/km                  |
| CO2 label               | M                         |







Internet history

Entry 1

|               |                             |
|---------------|-----------------------------|
| Date          | 2021-06-17                  |
| Pictures      | 19                          |
| Listing price | <a href="#">View report</a> |



source: autotrader.co.uk



## MOT history

|                    |            |
|--------------------|------------|
| MOT expiry date    | 2024-07-18 |
| MOT pass rate      | 92 %       |
| MOT passed         | 11         |
| Failed MOT tests   | 1          |
| Total advice items | 12         |
| Total items failed | 1          |

|                  |                  |
|------------------|------------------|
| MOT #12          | 2023-06-29 11:21 |
| MOT test number  | 809792232044     |
| Result           | ✓ Passed         |
| Next expiry date | 2024-07-18       |

|                 |   |
|-----------------|---|
| MOT #11         | 2022-07-11 21:20  |
| MOT test number | 939378698497  |
| Result          | ✓ Passed  |
| Advice          | Front Brake disc worn, pitted or scored, but not seriously weakened (1.1.14 (a) (ii)) |

|                 |  |
|-----------------|--|
| MOT #10         | 2021-07-19 21:18   |
| MOT test number | 307645310924   |
| Result          | ✓ Passed   |
| Advice          | Offside Front Brake disc worn, pitted or scored, but not seriously weakened (1.1.14 (a) (ii))  |
| Advice          | Nearside Front Brake disc worn, pitted or scored, but not seriously weakened (1.1.14 (a) (ii)) |

|                 |                  |
|-----------------|------------------|
| MOT #9          | 2020-08-25 08:05 |
| MOT test number | 787634103834     |
| Result          | ✓ Passed         |

**MOT #8** 2019-08-30 13:59**MOT test number** 346200338063**Result** ✓ Passed**Advice** Nearside Front Shock absorbers light misting of oil or has limited damping effect (5.3.2 (b))**MOT #7** 2018-08-06 07:53**MOT test number** 697601492165**Result** ✓ Passed**Advice** Offside Front Tyre worn close to legal limit/worn on edge (5.2.3 (e))**Advice** Nearside Front Tyre worn close to legal limit/worn on edge (5.2.3 (e))**MOT #6** 2018-08-06 07:53**MOT test number** 251014348581**Result** ✗ Failed**Pass with rectification** Nearside Front Position lamp not working (4.2.1 (a))**Advice** Nearside Front Tyre worn close to legal limit/worn on edge (5.2.3 (e))**Advice** Offside Front Tyre worn close to legal limit/worn on edge (5.2.3 (e))**MOT #5** 2017-08-07 14:52**MOT test number** 981428485250**Result** ✓ Passed**MOT #4** 2016-08-11 11:54**MOT test number** 872829625764**Result** ✓ Passed**MOT #3** 2015-08-25 09:51**MOT test number** 189907220392**Result** ✓ Passed



|                 |   |
|-----------------|---|
| MOT #2          | 2014-08-20 12:32  |
| MOT test number | 908692834221  |
| Result          | ✓ Passed  |
| Advice          | Nearside Front Tyre worn close to the legal limit (4.1.E.1) |
| Advice          | Nearside Rear Tyre worn close to the legal limit (4.1.E.1)  |
| Advice          | Offside Front Tyre worn close to the legal limit (4.1.E.1)  |
| Advice          | Offside Rear Tyre worn close to the legal limit (4.1.E.1)   |

|                 |                  |
|-----------------|------------------|
| MOT #1          | 2013-08-20 13:39 |
| MOT test number | 596252633265     |
| Result          | ✓ Passed         |



Tax & MOT check

✓  
**Taxed**  
**Tax due:**  
1 September 2024

✓  
**MOT**  
**Expires:**  
18 July 2024

|                         |                                 |
|-------------------------|---------------------------------|
| <b>Tax status</b>       | Valid until 1 September         |
| <b>Days left</b>        | 125                             |
| <b>MOT expiry date</b>  | 18 July 2024                    |
| <b>Full MOT history</b> | <a href="#">See MOT history</a> |

Tax calculation

|  |            |
|--|------------|
| <b>Vehicle class</b>                           | 49         |
| <b>Band</b>                                    | M          |
| <b>Single payment (12 months)</b>              | £ 695,00,- |
| <b>Single six month payment</b>                | £ 382,25,- |
| <b>Total payable by 12 monthly instalments</b> | £ 729,75,- |



Damage history

Check the damage history for this MERCEDES-BENZ. See if, where and when this MERCEDES-BENZ had damage and the car repair costs. We also check if this MERCEDES-BENZ was scrapped. Download the premium report [here](#) for the results.

Damage 1

|          |  |
|----------|--|
| Date     |  |
| Category |  |
| Type     |  |



Damage 2

|          |  |
|----------|--|
| Date     |  |
| Category |  |
| Type     |  |



Extra MERCEDES-BENZ salvage check



If this vehicle was seen at a salvage auction we offer: vehicle pictures, salvage location, retail value. Download the premium report [here](#) for more information.

More info >



Vehicle valuation

What is this car worth? See the vehicle value of this MERCEDES-BENZ in the premium report. We check: purchase value, age, mileage, MOT history, damages and online sale prices.

|                             |          |
|-----------------------------|----------|
| Trade retail value          | £ 19,999 |
| Auction value               | £ 19,999 |
| Average private trade value | £ 19,999 |

More info >





Owner history

For how long did the current and previous owner(s) have this MERCEDES-BENZ? How many owners did this MERCEDES-BENZ have? Check it in the premium report and see all owner registrations. Download the full report [here](#).

|       |       |
|-------|-------|
| Owner | Since |
| Owner | Since |
| Owner | Since |
| Owner | Since |
| Owner | Since |
| Owner | Since |
| Owner | Since |

More info >

Plate changes

See in this check if this MERCEDES-BENZ had different number plates.

|                      |  |
|----------------------|--|
| Number of plates     | 1  |
| Current registration |  <b>XXXXX</b> |
| Plate since          | 2024-03-28   |
| Current registration |  <b>XXXXX</b> |
| Plate since          | 2024-03-28   |

More info >



Finance check

Check if this MERCEDES-BENZ is financed, has an outstanding loan or finance agreement. If you are purchasing a vehicle it is smart to ensure that any finance that may have been taken out on this MERCEDES-BENZ has been settled.

If not, and you buy this MERCEDES-BENZ then you could lose the money and the car you paid for.

Download the premium report [here](#) and check if this MERCEDES-BENZ is financed.

|                   |          |      |
|-------------------|----------|------|
| Finance company   | XXXXXXXX | XXXX |
| Date of agreement | XXXXXXXX | XXXX |
| Agreement type    | XXXXXXXX | XXXX |
| Agreement term    | XXXXXXXX | XXXX |
| Agreement number  | XXXXXXXX | XXXX |
| Contact info      | XXXXXXXX | XXXX |

More info >



Mileage check

|                            |                          |
|----------------------------|--------------------------|
| Odometer                   | In miles                 |
| Mileage registrations      | 14                       |
| First mileage registration | 2010-09-01               |
| Last registration          | 2023-06-29               |
| Complete history           | <a href="#">See info</a> |



|                  |            |            |
|------------------|------------|------------|
| Registration #1  | 2010-09-01 | 11 mi      |
| Registration #2  | 2013-08-20 | 43.230 mi  |
| Registration #3  | 2014-08-20 | 55.637 mi  |
| Registration #4  | 2015-08-25 | 66.924 mi  |
| Registration #5  | 2016-08-11 | 77.059 mi  |
| Registration #6  | 2017-08-07 | 84.251 mi  |
| Registration #7  | 2018-08-06 | 89.860 mi  |
| Registration #8  | 2019-08-06 | 95.470 mi  |
| Registration #9  | 2020-08-06 | 101.080 mi |
| Registration #10 | 2021-08-06 | 106.690 mi |
| Registration #11 | 2022-08-06 | 112.300 mi |
| Registration #12 | 2023-06-29 | 117.910 mi |
| Registration #13 | 2024-03-28 | 123.520 mi |
| Registration #14 | 2024-03-28 | 129.130 mi |

More info >



Car features

The MERCEDES-BENZ factory car options list is only available in the premium report.

|       |                  |
|-------|------------------|
| S0225 | Air conditioning |
| S0295 |                  |
| S0482 |                  |
| S0501 |                  |
| S0566 |                  |
| S0567 |                  |
| S0569 |                  |

View the complete MERCEDES-BENZ factory list for this vehicle [here](#).

More info >

Dimensions & weight

|             |         |
|-------------|---------|
| Width       | 1920 mm |
| Height      | 1840 mm |
| Length      | 5088 mm |
| Wheel base  | 3 mm    |
| Kerb weight | 2505 kg |

Additional information

|                 |                  |
|-----------------|------------------|
| Fuel delivery   | Direct Injection |
| Number of doors | 5                |
| Number of seats | 7                |
| Number of axles | 2                |
| Engine number   | 64294040927126   |