



report date: 2024-03-29

General information

Make	SUZUKI
Model	SWIFT SPORT BOOSTERJET MHEV
Colour	Grey
Year of manufacture	2020
Top speed	130 mph
Gearbox	6 speed Manual

Engine & fuel consumption

Power	127 BHP
Max. torque	235 Nm at 2.000 rpm
Engine capacity	1.373 cc
Cylinders	4
Fuel type	Hybrid / Electric
Consumption combined	50.4 mpg
CO2 emission	127 g/km
CO2 label	D





Internet history

Entry 4



Date	2024-02-17
Pictures	12
Listing price	View report



source: [cargurus.co.uk](https://www.cargurus.co.uk)

Entry 3


Date	2022-10-30
Pictures	11
Listing price	View report



source: [cargurus.co.uk](https://www.cargurus.co.uk)

Entry 2

Date	2021-06-27
Pictures	21
Listing price	View report



source: [heycar.co.uk](https://www.heycar.co.uk)

Entry 1


Date	2021-05-26
------	------------

Pictures

10

Listing price

[View report](#)



source: autoonline.co.uk



MOT history

MOT expiry date	2024-09-22
MOT pass rate	100 %
MOT passed	1
Failed MOT tests	0
Total advice items	1
Total items failed	0

MOT #1	2023-09-11 08:21
MOT test number	394342271311
Result	✓ Passed
Next expiry date	2024-09-22
Advice	Front Brake pad(s) wearing thin (1.1.13 (a) (ii))



Tax & MOT check

✓
Taxed
Tax due:
1 December 2024

✓
MOT
Expires:
22 September 2024

Tax status	Valid until 1 December
Days left	215
MOT expiry date	22 September 2024
Full MOT history	See MOT history

Tax calculation

Vehicle class	59
Band	G
First licence fee (12 months)	£ 200,00,-
Standard rate (12 months)	£ 170,00,-
Standard rate (6 months)	£ 93,50,-
Premium rate (12 months)	£ 560,00,-
Premium rate (6 months)	£ 308,00,-



Damage history

Check the damage history for this SUZUKI. See if, where and when this SUZUKI had damage and the car repair costs. We also check if this SUZUKI was scrapped. Download the premium report [here](#) for the results.

Damage 1

Date	
Category	
Type	

Damage 2

Date	
Category	
Type	



Extra SUZUKI salvage check



If this vehicle was seen at a salvage auction we offer: vehicle pictures, salvage location, retail value. Download the premium report [here](#) for more information.

More info >



Vehicle valuation

What is this car worth? See the vehicle value of this SUZUKI in the premium report. We check: purchase value, age, mileage, MOT history, damages and online sale prices.

Trade retail value	£ 19,999
Auction value	£ 19,999
Average private trade value	£ 19,999

More info >



Owner history

For how long did the current and previous owner(s) have this SUZUKI? How many owners did this SUZUKI have? Check it in the premium report and see all owner registrations. Download the full report [here](#).

Owner	Registration
Owner	Registration
Owner	Registration
Owner	Registration
Owner	Registration
Owner	Registration
Owner	Registration

More info >

Plate changes

See in this check if this SUZUKI had different number plates.

Number of plates	1
Current registration	XXXXXX
Plate since	2024-03-29
Current registration	XXXXXX
Plate since	2024-03-29

More info >



Finance check

Check if this SUZUKI is financed, has an outstanding loan or finance agreement. If you are purchasing a vehicle it is smart to ensure that any finance that may have been taken out on this SUZUKI has been settled.

If not, and you buy this SUZUKI then you could lose the money and the car you paid for.

Download the premium report [here](#) and check if this SUZUKI is financed.

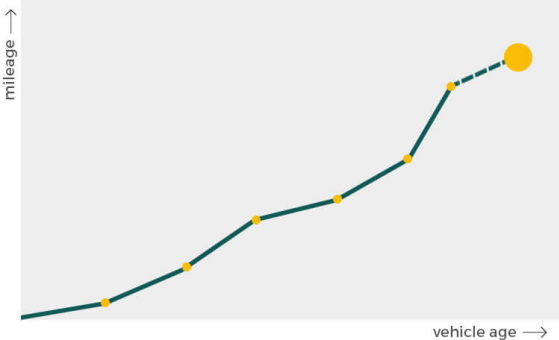
Finance company	XXXXXXXX	XXXX
Date of agreement	XXXXXXXX	XXXX
Agreement type	XXXXXXXX	XXXX
Agreement term	XXXXXXXX	XXXX
Agreement number	XXXXXXXX	XXXX
Contact info	XXXXXXXX	XXXX

More info >



Mileage check

Odometer	In miles
Mileage registrations	6
First mileage registration	2020-09-23
Last registration	2023-09-11
Complete history	See info



Registration #1	2020-09-23	16 mi
Registration #2	2020-09-23	25,277 mi
Registration #3	2020-09-23	25,277 mi
Registration #4	2020-09-23	25,277 mi
Registration #5	2020-09-23	25,277 mi
Registration #6	2020-09-23	25,277 mi

More info >



Dimensions & weight

Width	1735 mm
Height	1480 mm
Length	3890 mm
Wheel base	2450 mm
Kerb weight	1020 kg
Max. allowed weight	1445 kg

Additional information

Fuel tank capacity	37 l
Number of doors	5
Number of seats	5
Number of axles	2
Engine number	K14D-1045354