



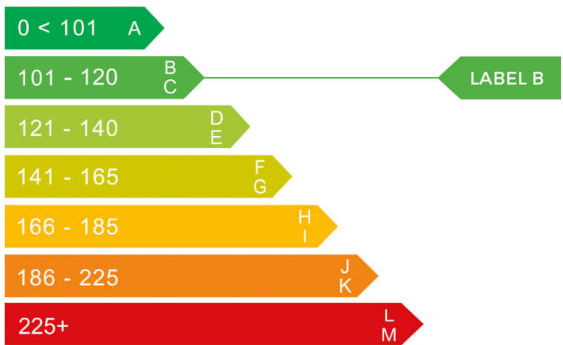
report date: 2024-03-28

General information

Make	SUZUKI
Model	SPLASH SZ2
Colour	Silver
Year of manufacture	2014
Top speed	99 mph
0 - 60 mph	14.7 seconds
Gearbox	5 speed Manual

Engine & fuel consumption

Power	67 BHP
Max. torque	90 Nm at 4.800 rpm
Engine capacity	996 cc
Cylinders	3
Fuel type	Petrol
Consumption city	50.4 mpg
Consumption extra urban	67.3 mpg
Consumption combined	60.1 mpg
CO2 emission	109 g/km
CO2 label	B





Internet history

Entry 4

Date	2021-07-09
Pictures	22
Listing price	View report



source: cargurus.co.uk

Entry 3


Date	2021-07-07
Pictures	22
Listing price	View report



source: autotrader.co.uk

Entry 2

Date	2021-01-29
Pictures	20
Listing price	View report



source: yesauto.com

Entry 1


Date	2021-01-29
------	------------

Pictures

20

Listing price

[View report](#)



source: yesauto.com



MOT history

MOT expiry date	2024-07-01
MOT pass rate	88 %
MOT passed	7
Failed MOT tests	1
Total advice items	4
Total items failed	0

MOT #8	2023-06-12 12:40
MOT test number	143274010066
Result	✓ Passed
Next expiry date	2024-07-01

MOT #7	2022-06-16 10:38
MOT test number	143630504475
Result	✓ Passed

MOT #6	2021-07-02 15:59
MOT test number	222310913630
Result	✓ Passed

MOT #5	2021-07-02 09:03
MOT test number	243520668138
Result	✗ Failed
MAJOR Exhaust Lambda reading after 2nd fast idle outside specified limits (8.2.1.2 (c))	

**MOT #4** 2020-10-19 09:18**MOT test number** 327456139138**Result** ✓ Passed**Advice** Offside Rear Tyre slightly damaged/cracking or perishing Cracking (5.2.3 (d) (ii))**Advice** Nearside Front Shock absorbers light misting of oil or has limited damping effect (5.3.2 (b))**Advice** Nearside Rear Tyre worn close to legal limit/worn on edge Wearing Inner Edge + Cracking (5.2.3 (e))**MOT #3** 2019-10-16 09:43**MOT test number** 771302514563**Result** ✓ Passed**MOT #2** 2018-10-16 08:01**MOT test number** 648419471019**Result** ✓ Passed**MOT #1** 2017-10-24 10:17**MOT test number** 367555053333**Result** ✓ Passed



Tax & MOT check

✓
Taxed
Tax due:
1 July 2024

✓
MOT
Expires:
1 July 2024

Tax status	Valid until 1 July
Days left	63
MOT expiry date	1 July 2024
Full MOT history	See MOT history

Tax calculation

Vehicle class	48
Band	B
Single payment (12 months)	£ 20,00,-
Single six month payment	Not applicable
Total payable by 12 monthly instalments	£ 21,00,-



Damage history

Check the damage history for this SUZUKI. See if, where and when this SUZUKI had damage and the car repair costs. We also check if this SUZUKI was scrapped. Download the premium report [here](#) for the results.

Damage 1

Date	
Category	
Type	

Damage 2

Date	
Category	
Type	



Extra SUZUKI salvage check



If this vehicle was seen at a salvage auction we offer: vehicle pictures, salvage location, retail value. Download the premium report [here](#) for more information.

More info >



Vehicle valuation

What is this car worth? See the vehicle value of this SUZUKI in the premium report. We check: purchase value, age, mileage, MOT history, damages and online sale prices.

Trade retail value	£ 19,999
Auction value	£ 19,999
Average private trade value	£ 19,999

More info >



Owner history

For how long did the current and previous owner(s) have this SUZUKI? How many owners did this SUZUKI have? Check it in the premium report and see all owner registrations. Download the full report [here](#).

*****	*****
*****	*****
*****	*****
*****	*****
*****	*****
*****	*****
*****	*****

More info >

Plate changes

See in this check if this SUZUKI had different number plates.

Number of plates	1
Current registration	*****
Plate since	2024-03-28
Current registration	*****
Plate since	2024-03-28

More info >



Finance check

Check if this SUZUKI is financed, has an outstanding loan or finance agreement. If you are purchasing a vehicle it is smart to ensure that any finance that may have been taken out on this SUZUKI has been settled.

If not, and you buy this SUZUKI then you could lose the money and the car you paid for.

Download the premium report [here](#) and check if this SUZUKI is financed.

Finance company	XXXXXXXX XX
Date of agreement	XXXXXXXX XX
Agreement type	XXXXXXXX XX
Agreement term	XXXXXXXX XX
Agreement number	XXXXXXXX XX
Contact info	XXXXXXXX XX

More info >



Mileage check

Odometer	In miles
Mileage registrations	13
First mileage registration	2014-10-14
Last registration	2023-06-12
Complete history	See info



Registration #1	2014-10-14	20 mi
Registration #2	2017-10-24	11.889 mi
Registration #3	2018-10-16	22.885 mi
Registration #4	2019-10-16	31.686 mi
Registration #5	2020-10-19	46.235 mi
Registration #6	2021-10-20	55.277 mi
Registration #7	2022-10-20	65.277 mi
Registration #8	2023-06-12	75.277 mi
Registration #9	2023-06-12	75.277 mi
Registration #10	2023-06-12	75.277 mi
Registration #11	2023-06-12	75.277 mi
Registration #12	2023-06-12	75.277 mi
Registration #13	2023-06-12	75.277 mi

More info >



Safety ratings

NCAP rating	★★★★☆
Video	see crash video



Dimensions & weight

Width	1680 mm
Height	1590 mm
Length	3715 mm
Wheel base	2360 mm
Kerb weight	1075 kg
Max. allowed weight	1485 kg

Additional information

Fuel tank capacity	45 l
Fuel delivery	Multi-Point Injection
Number of doors	5
Number of seats	5
Engine number	K10BN1687748