



HONDA



report date: 2024-03-29

General information

| | |
|---------------------|-----------------------|
| Make | HONDA |
| Model | CIVIC VTEC SPORT LINE |
| Colour | Blue |
| Year of manufacture | 2019 |
| Top speed | 126 mph |
| Gearbox | 6 speed Manual |

Engine & fuel consumption

| | |
|----------------------|---------------------|
| Power | 125 BHP |
| Max. torque | 200 Nm at 2.250 rpm |
| Engine capacity | 988 cc |
| Cylinders | 3 |
| Fuel type | Petrol |
| Consumption combined | 45.6 mpg |
| CO2 emission | 110 g/km |
| CO2 label | B |






Internet history

Entry 2



| | |
|---------------|-----------------------------|
| Date | 2022-03-13 |
| Pictures | 10 |
| Listing price | View report |



source: [autoonline.co.uk](#)

Entry 1

| | |
|---------------|-----------------------------|
| Date | 2022-03-05 |
| Pictures | 35 |
| Listing price | View report |



source: [cargurus.co.uk](#)



MOT history

| | |
|--------------------|------------|
| MOT expiry date | 2025-01-22 |
| MOT pass rate | 75 % |
| MOT passed | 3 |
| Failed MOT tests | 1 |
| Total advice items | 4 |
| Total items failed | 3 |

| | |
|------------------|--|
| MOT #4 | 2024-01-23 17:13 |
| MOT test number | 237673342199 |
| Result | ✓ Passed |
| Next expiry date | 2025-01-22 |
| Advice | Nearside Front Tyre worn close to legal limit/worn on edge 3.0mm (5.2.3 (e)) |

| | |
|-----------------|---|
| MOT #3 | 2024-01-19 16:53 |
| MOT test number | 752592373083 |
| Result | ✗ Failed |
| Fail | Rear Brake pad(s) worn down to wear indicator (1.1.13 (a) (i)) |
| Advice | Nearside Front Tyre worn close to legal limit/worn on edge 3.0mm (5.2.3 (e)) |
| Fail | Front Brake pad(s) worn down to wear indicator (1.1.13 (a) (i)) |
| Fail | Offside Windscreen wiper does not clear the windscreen effectively (3.4 (b) (ii)) |

| | |
|-----------------|---|
| MOT #2 | 2023-01-06 10:46 |
| MOT test number | 172086274650 |
| Result | ✓ Passed |
| Advice | Nearside Rear Tyre worn close to legal limit/worn on edge (5.2.3 (e)) |
| Advice | Offside Rear Tyre worn close to legal limit/worn on edge (5.2.3 (e)) |



| | |
|-----------------|------------------|
| MOT #1 | 2022-01-11 12:34 |
| MOT test number | 821209666857 |
| Result | ✓ Passed |



Tax & MOT check

✓
Taxed
Tax due:
1 May 2025

✓
MOT
Expires:
22 January 2025

| | |
|-------------------------|---------------------------------|
| Tax status | Valid until 1 May |
| Days left | 366 |
| MOT expiry date | 22 January 2025 |
| Full MOT history | See MOT history |

Tax calculation

| | |
|--------------------------------------|------------|
| Vehicle class | 48 |
| Band | F |
| First licence fee (12 months) | £ 185,00,- |
| Standard rate (12 months) | £ 180,00,- |
| Standard rate (6 months) | £ 99,00,- |
| Premium rate (12 months) | £ 570,00,- |
| Premium rate (6 months) | £ 313,50,- |



Damage history

Check the damage history for this HONDA. See if, where and when this HONDA had damage and the car repair costs. We also check if this HONDA was scrapped. Download the premium report [here](#) for the results.

Damage 1

| | |
|----------|--|
| Date | |
| Category | |
| Type | |

Damage 2

| | |
|----------|--|
| Date | |
| Category | |
| Type | |



Extra HONDA salvage check



If this vehicle was seen at a salvage auction we offer: vehicle pictures, salvage location, retail value. Download the premium report [here](#) for more information.

More info >



Vehicle valuation

What is this car worth? See the vehicle value of this HONDA in the premium report. We check: purchase value, age, mileage, MOT history, damages and online sale prices.

| | |
|-----------------------------|----------|
| Trade retail value | £ 19,999 |
| Auction value | £ 19,999 |
| Average private trade value | £ 19,999 |

More info >



Owner history

For how long did the current and previous owner(s) have this HONDA? How many owners did this HONDA have? Check it in the premium report and see all owner registrations. Download the full report [here](#).

| | |
|-------|--------------|
| Owner | Registration |
| Owner | Registration |
| Owner | Registration |
| Owner | Registration |
| Owner | Registration |
| Owner | Registration |
| Owner | Registration |

More info >

Plate changes

See in this check if this HONDA had different number plates.

| | |
|----------------------|---------------|
| Number of plates | 1 |
| Current registration | XXXXXX |
| Plate since | 2024-03-29 |
| Current registration | XXXXXX |
| Plate since | 2024-03-29 |

More info >



Finance check

Check if this HONDA is financed, has an outstanding loan or finance agreement. If you are purchasing a vehicle it is smart to ensure that any finance that may have been taken out on this HONDA has been settled.

If not, and you buy this HONDA then you could lose the money and the car you paid for.

Download the premium report [here](#) and check if this HONDA is financed.

| | | |
|-------------------|----------|------|
| Finance company | XXXXXXXX | XXXX |
| Date of agreement | XXXXXXXX | XXXX |
| Agreement type | XXXXXXXX | XXXX |
| Agreement term | XXXXXXXX | XXXX |
| Agreement number | XXXXXXXX | XXXX |
| Contact info | XXXXXXXX | XXXX |

More info >



Mileage check

| | |
|----------------------------|--------------------------|
| Odometer | In miles |
| Mileage registrations | 6 |
| First mileage registration | 2019-01-17 |
| Last registration | 2024-01-23 |
| Complete history | See info |



| | | |
|-----------------|------------|-----------|
| Registration #1 | 2019-01-17 | 16 mi |
| Registration #2 | 2022-01-11 | 20.548 mi |
| Registration #3 | 2023-01-23 | 21.277 mi |
| Registration #4 | 2023-01-23 | 21.277 mi |
| Registration #5 | 2023-01-23 | 21.277 mi |
| Registration #6 | 2024-01-23 | 21.277 mi |

More info >



Safety ratings

| | |
|----------------|---------------------------------|
| NCAP rating | ★★★★★ |
| Adult | 92% |
| Children | 75% |
| Pedestrian | 75% |
| Safety systems | 88% |
| Overall rating | 84% |
| Video | see crash video |



Dimensions & weight

| | |
|---------------------|---------|
| Width | 1799 mm |
| Height | 1434 mm |
| Length | 4518 mm |
| Max. allowed weight | 1775 kg |

Additional information

| | |
|-----------------|--------------|
| Number of seats | 5 |
| Number of axles | 2 |
| Engine number | P10A21110306 |