



report date: 2024-03-29

General information

Make	SUZUKI
Model	VITARA SZ4
Colour	Grey
Year of manufacture	2018
Top speed	112 mph
0 - 60 mph	11.5 seconds
Gearbox	5 speed Manual

Engine & fuel consumption

Power	118 BHP
Max. torque	156 Nm at 4.400 rpm
Engine capacity	1.586 cc
Cylinders	4
Fuel type	Petrol
Consumption city	44.8 mpg
Consumption extra urban	58.9 mpg
Consumption combined	53.3 mpg
CO2 emission	123 g/km
CO2 label	D








Internet history

Entry 1

Date	2021-06-11
Pictures	57
Listing price	View report



source: autotrader.co.uk



MOT history

MOT expiry date	2025-03-30
MOT pass rate	80 %
MOT passed	4
Failed MOT tests	1
Total advice items	10
Total items failed	1

MOT #5	2024-03-14 17:23
MOT test number	967181990541
Result	✓ Passed
Next expiry date	2025-03-30
Advice	Offside Rear Tyre worn close to legal limit/worn on edge 2 mm (5.2.3 (e))
Advice	Offside Rear Child Seat fitted not allowing full inspection of adult belt
Advice	Nearside Front Tyre worn close to legal limit/worn on edge 2.5 mm (5.2.3 (e))

MOT #4	2024-03-14 14:40
MOT test number	954039644743
Result	✗ Failed
Advice	Offside Rear Tyre worn close to legal limit/worn on edge 2 mm (5.2.3 (e))
Advice	Nearside Front Tyre worn close to legal limit/worn on edge 2.5 mm (5.2.3 (e))
Fail	Front Windscreen wiper does not clear the windscreen effectively (3.4 (b) (ii))
Advice	Offside Rear Child Seat fitted not allowing full inspection of adult belt

**MOT #3** 2023-03-24 11:32**MOT test number** 128264759305**Result** ✓ Passed**Advice** Offside Rear Child Seat fitted not allowing full inspection of adult belt**Advice** Offside Rear Tyre worn close to legal limit/worn on edge (5.2.3 (e))**MOT #2** 2022-03-29 13:09**MOT test number** 622927385602**Result** ✓ Passed**Advice** Offside Rear Child Seat fitted not allowing full inspection of adult belt**MOT #1** 2021-03-31 13:27**MOT test number** 931573573610**Result** ✓ Passed**Advice** Vehicles internal headlight adjuster altered to recheck lights



Tax & MOT check

✓
Taxed
Tax due:
1 August 2024

✓
MOT
Expires:
30 March 2025

Tax status	Valid until 1 August
Days left	93
MOT expiry date	30 March 2025
Full MOT history	See MOT history

Tax calculation

Vehicle class	48
Band	G
First licence fee (12 months)	£ 210,00,-
Standard rate (12 months)	£ 180,00,-
Standard rate (6 months)	£ 99,00,-
Premium rate (12 months)	£ 570,00,-
Premium rate (6 months)	£ 313,50,-



Damage history

Check the damage history for this SUZUKI. See if, where and when this SUZUKI had damage and the car repair costs. We also check if this SUZUKI was scrapped. Download the premium report [here](#) for the results.

Damage 1	
Date	
Category	
Type	
Damage 2	
Date	
Category	
Type	



Extra SUZUKI salvage check



If this vehicle was seen at a salvage auction we offer: vehicle pictures, salvage location, retail value. Download the premium report [here](#) for more information.

More info >



Vehicle valuation

What is this car worth? See the vehicle value of this SUZUKI in the premium report. We check: purchase value, age, mileage, MOT history, damages and online sale prices.

Trade retail value	£ 19,299
Auction value	£ 19,299
Average private trade value	£ 19,299

More info >



Owner history

For how long did the current and previous owner(s) have this SUZUKI? How many owners did this SUZUKI have? Check it in the premium report and see all owner registrations. Download the full report [here](#).

Owner	From	To
Owner	From	To
Owner	From	To
Owner	From	To
Owner	From	To
Owner	From	To
Owner	From	To

More info >

Plate changes

See in this check if this SUZUKI had different number plates.

Number of plates	1
Current registration	XXXXXX
Plate since	2019-01-01
Current registration	XXXXXX
Plate since	2019-01-01

More info >



Finance check

Check if this SUZUKI is financed, has an outstanding loan or finance agreement. If you are purchasing a vehicle it is smart to ensure that any finance that may have been taken out on this SUZUKI has been settled.

If not, and you buy this SUZUKI then you could lose the money and the car you paid for.

Download the premium report [here](#) and check if this SUZUKI is financed.

Finance company	XXXXXXXXXX	XXXX
Date of agreement	XXXXXXXXXX	XXXX
Agreement type	XXXXXXXXXX	XXXX
Agreement term	XXXXXXXXXX	XXXX
Agreement number	XXXXXXXXXX	XXXX
Contact info	XXXXXXXXXX	XXXX

More info >



Mileage check

Odometer	In miles
Mileage registrations	7
First mileage registration	2018-03-31
Last registration	2024-03-14
Complete history	See info



Registration #1	2018-03-31	18 mi
Registration #2	2021-03-31	14.692 mi
Registration #3	2022-03-29	18.226 mi
Registration #4	2022-03-29	18.226 mi
Registration #5	2022-03-29	18.226 mi
Registration #6	2022-03-29	18.226 mi
Registration #7	2022-03-29	18.226 mi

More info >



Safety ratings

NCAP rating	★★★★★
Adult	89%
Children	85%
Pedestrian	76%
Safety systems	75%
Overall rating	83%
Video	see crash video



Dimensions & weight

Width	1775 mm
Height	1610 mm
Length	4175 mm
Wheel base	2500 mm
Kerb weight	1150 kg
Max. allowed weight	1730 kg

Additional information

Fuel tank capacity	47 l
Fuel delivery	Multi-Point Injection
Number of doors	5
Number of seats	5
Number of axles	2
Engine number	M16A-2136389