



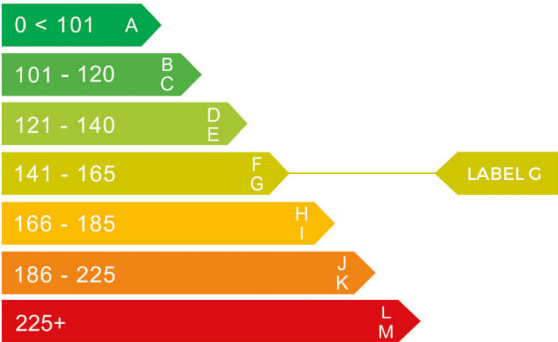
report date: 2024-03-28

General information

Make	SUZUKI
Model	JIMNY SZ4
Colour	Black
Year of manufacture	2013
Top speed	87 mph
Gearbox	5 speed Manual

Engine & fuel consumption

Power	85 BHP
Max. torque	110 Nm at 4.100 rpm
Engine capacity	1.328 cc
Cylinders	4
Fuel type	Petrol
Consumption city	31.7 mpg
Consumption extra urban	47.1 mpg
Consumption combined	39.8 mpg
CO2 emission	162 g/km
CO2 label	G






Internet history

Entry 1

Date	2021-02-04
Pictures	6
Listing price	View report



source: [autoonline.co.uk](#)



MOT history

MOT expiry date	2025-03-16
MOT pass rate	90 %
MOT passed	9
Failed MOT tests	1
Total advice items	2
Total items failed	2

MOT #10	2024-03-15 11:49
MOT test number	881462078222
Result	✓ Passed
Next expiry date	2025-03-16

MOT #9	2024-03-15 11:49
MOT test number	760418126339
Result	✗ Failed
Pass with rectification	Nearside Front Position lamp not working (4.2.1 (a) (ii))
Pass with rectification	Offside Front Position lamp not working (4.2.1 (a) (ii))

MOT #8	2023-03-15 14:25
MOT test number	462270668225
Result	✓ Passed

MOT #7	2022-03-03 13:04
MOT test number	552651325093
Result	✓ Passed

MOT #6	2021-03-17 16:57
MOT test number	878332986800
Result	✓ Passed



MOT #5	2020-10-30 17:11
---------------	------------------

MOT test number	683139395865
------------------------	--------------

Result	✓ Passed
---------------	----------

MOT #4	2019-09-24 12:20
---------------	------------------

MOT test number	268447006557
------------------------	--------------

Result	✓ Passed
---------------	----------

Advice	Rear Tyre worn close to legal limit/worn on edge both (5.2.3 (e))
---------------	---

MOT #3	2018-10-12 11:00
---------------	------------------

MOT test number	409953307165
------------------------	--------------

Result	✓ Passed
---------------	----------

Advice	Nearside Front Tyre worn close to legal limit/worn on edge (5.2.3 (e))
---------------	--

MOT #2	2017-09-07 14:05
---------------	------------------

MOT test number	241451742312
------------------------	--------------

Result	✓ Passed
---------------	----------

MOT #1	2016-09-09 11:42
---------------	------------------

MOT test number	608881422629
------------------------	--------------

Result	✓ Passed
---------------	----------



Tax & MOT check

✓
Taxed
Tax due:
1 March 2025

✓
MOT
Expires:
16 March 2025

Tax status	Valid until 1 March
Days left	306
MOT expiry date	16 March 2025
Full MOT history	See MOT history

Tax calculation

Vehicle class	48
Band	G
Single payment (12 months)	£ 240,00,-
Single six month payment	£ 132,00,-
Total payable by 12 monthly instalments	£ 252,00,-



Damage history

Check the damage history for this SUZUKI. See if, where and when this SUZUKI had damage and the car repair costs. We also check if this SUZUKI was scrapped. Download the premium report [here](#) for the results.

Damage 1

Date	
Category	
Type	

Damage 2

Date	
Category	
Type	



Extra SUZUKI salvage check



If this vehicle was seen at a salvage auction we offer: vehicle pictures, salvage location, retail value. Download the premium report [here](#) for more information.

More info >



Vehicle valuation

What is this car worth? See the vehicle value of this SUZUKI in the premium report. We check: purchase value, age, mileage, MOT history, damages and online sale prices.

Trade retail value	£ 19,999
Auction value	£ 19,999
Average private trade value	£ 19,999

More info >



Owner history

For how long did the current and previous owner(s) have this SUZUKI? How many owners did this SUZUKI have? Check it in the premium report and see all owner registrations. Download the full report [here](#).

Owner	Registration
Owner	Registration
Owner	Registration
Owner	Registration
Owner	Registration
Owner	Registration
Owner	Registration

More info >

Plate changes

See in this check if this SUZUKI had different number plates.

Number of plates	1
Current registration	XXXXXX
Plate since	2024-03-28
Current registration	XXXXXX
Plate since	2024-03-28

More info >



Finance check

Check if this SUZUKI is financed, has an outstanding loan or finance agreement. If you are purchasing a vehicle it is smart to ensure that any finance that may have been taken out on this SUZUKI has been settled.

If not, and you buy this SUZUKI then you could lose the money and the car you paid for.

Download the premium report [here](#) and check if this SUZUKI is financed.

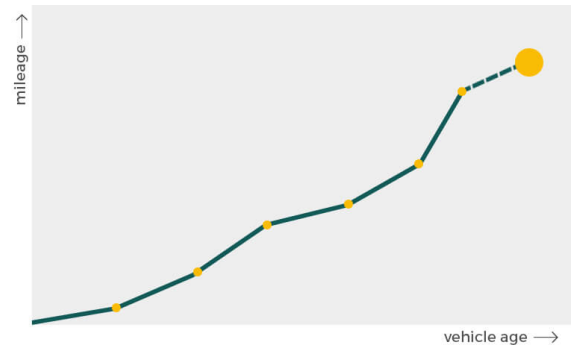
Finance company	XXXXXXXX XX
Date of agreement	XXXXXXXX XX
Agreement type	XXXXXXXX XX
Agreement term	XXXXXXXX XX
Agreement number	XXXXXXXX XX
Contact info	XXXXXXXX XX

More info >



Mileage check

Odometer	In miles
Mileage registrations	12
First mileage registration	2013-09-27
Last registration	2024-03-15
Complete history	See info



Registration #1	2013-09-27	19 mi
Registration #2	2016-09-09	6.937 mi
Registration #3	2017-09-07	16.540 mi
Registration #4	2018-10-12	28.286 mi
Registration #5	2019-09-24	38.611 mi
Registration #6	2020-10-30	43.112 mi
Registration #7	2021-09-29	55.277 mi
Registration #8	2022-09-29	65.277 mi
Registration #9	2023-09-29	75.277 mi
Registration #10	2024-03-15	85.277 mi
Registration #11	2024-03-15	95.277 mi
Registration #12	2024-03-15	105.277 mi

More info >



Dimensions & weight

Width	1600 mm
Height	1705 mm
Length	3665 mm
Wheel base	2250 mm
Kerb weight	1135 kg
Max. allowed weight	1420 kg

Additional information

Fuel tank capacity	40 l
Fuel delivery	Multi-Point Injection
Number of doors	3
Number of seats	4
Number of axles	2
Engine number	M13A-2302058