



report date: 2024-03-29

General information

Make	SUZUKI
Model	SWIFT SZ-L
Colour	Red
Year of manufacture	2015
Top speed	103 mph
0 - 60 mph	12.3 seconds
Gearbox	5 speed Manual

Engine & fuel consumption

Power	94 BHP
Max. torque	118 Nm at 4.800 rpm
Engine capacity	1.242 cc
Cylinders	4
Fuel type	Petrol
Consumption city	46.3 mpg
Consumption extra urban	64.2 mpg
Consumption combined	56.5 mpg
CO2 emission	116 g/km
CO2 label	C







Internet history

Entry 2



Date	2021-07-03
Pictures	20
Listing price	View report



source: heycar.co.uk

Entry 1

Date	2021-06-04
Pictures	19
Listing price	View report



source: yesauto.com



MOT history

MOT expiry date	2024-05-20
MOT pass rate	86 %
MOT passed	6
Failed MOT tests	1
Total advice items	10
Total items failed	1

MOT #7 2023-05-18 09:27

MOT test number 514433443575

Result ✓ Passed

Next expiry date 2024-05-20

- Advice** Offside Front Tyre worn close to legal limit/worn on edge (5.2.3 (e))
- Advice** Rear Coil spring corroded (5.3.1 (b) (i))
- Advice** Nearside Front Tyre worn close to legal limit/worn on edge (5.2.3 (e))
- Advice** Tyre slightly damaged/cracking or perishing all 4 (5.2.3 (d) (ii))
- Advice** Nearside Front Coil spring corroded (5.3.1 (b) (i))

MOT #6 2023-05-18 09:27

MOT test number 468893898584

Result ✗ Failed

- Pass with rectification** Windscreen washer provides insufficient washer liquid (3.5 (a))
- Advice** Rear Coil spring corroded (5.3.1 (b) (i))
- Advice** Offside Front Tyre worn close to legal limit/worn on edge (5.2.3 (e))
- Advice** Nearside Front Coil spring corroded (5.3.1 (b) (i))
- Advice** Nearside Front Tyre worn close to legal limit/worn on edge (5.2.3 (e))
- Advice** Tyre slightly damaged/cracking or perishing all 4 (5.2.3 (d) (ii))



MOT #5	2022-05-09 16:29
MOT test number	493948886344
Result	✓ Passed
MOT #4	2021-05-20 14:08
MOT test number	798265026560
Result	✓ Passed
MOT #3	2020-05-11 12:21
MOT test number	203601468147
Result	✓ Passed
MOT #2	2019-04-25 12:24
MOT test number	620760383227
Result	✓ Passed
MOT #1	2018-05-03 12:52
MOT test number	882364529779
Result	✓ Passed



Tax & MOT check

✓
Taxed
Tax due:
1 July 2024

✓
MOT
Expires:
20 May 2024

Tax status	Valid until 1 July
Days left	63
MOT expiry date	20 May 2024
Full MOT history	See MOT history

Tax calculation

Vehicle class	48
Band	C
Single payment (12 months)	£ 35,00,-
Single six month payment	Not applicable
Total payable by 12 monthly instalments	£ 36,75,-



Damage history

Check the damage history for this SUZUKI. See if, where and when this SUZUKI had damage and the car repair costs. We also check if this SUZUKI was scrapped. Download the premium report [here](#) for the results.

Damage 1

Date	
Category	
Type	

Damage 2

Date	
Category	
Type	



Extra SUZUKI salvage check



If this vehicle was seen at a salvage auction we offer: vehicle pictures, salvage location, retail value. Download the premium report [here](#) for more information.

More info >



Vehicle valuation

What is this car worth? See the vehicle value of this SUZUKI in the premium report. We check: purchase value, age, mileage, MOT history, damages and online sale prices.

Trade retail value	£ 15,200
Auction value	£ 15,200
Average private trade value	£ 15,200

More info >



Owner history

For how long did the current and previous owner(s) have this SUZUKI? How many owners did this SUZUKI have? Check it in the premium report and see all owner registrations. Download the full report [here](#).

*****	*****
*****	*****
*****	*****
*****	*****
*****	*****
*****	*****
*****	*****

More info >

Plate changes

See in this check if this SUZUKI had different number plates.

Number of plates	1
Current registration	*****
Plate since	2015-05-29
Current registration	*****
Plate since	2015-05-29

More info >



Finance check

Check if this SUZUKI is financed, has an outstanding loan or finance agreement. If you are purchasing a vehicle it is smart to ensure that any finance that may have been taken out on this SUZUKI has been settled.

If not, and you buy this SUZUKI then you could lose the money and the car you paid for.

Download the premium report [here](#) and check if this SUZUKI is financed.

Finance company	XXXXXXXXXX	XXXX
Date of agreement	XXXXXXXXXX	XXXX
Agreement type	XXXXXXXXXX	XXXX
Agreement term	XXXXXXXXXX	XXXX
Agreement number	XXXXXXXXXX	XXXX
Contact info	XXXXXXXXXX	XXXX

More info >



Mileage check

Odometer	In miles
Mileage registrations	10
First mileage registration	2015-05-21
Last registration	2023-05-18
Complete history	See info



Registration #1	2015-05-21	21 mi
Registration #2	2018-05-03	8.965 mi
Registration #3	2019-04-25	12.581 mi
Registration #4	2020-05-11	15.220 mi
Registration #5	2021-05-20	17.264 mi
Registration #6	2022-05-18	19.312 mi
Registration #7	2023-05-18	21.360 mi
Registration #8	2024-03-29	23.408 mi
Registration #9	2025-03-29	25.456 mi
Registration #10	2026-03-29	27.504 mi

More info >



Safety ratings

NCAP rating	★★★★★
Adult	94%
Children	82%
Pedestrian	62%
Safety systems	71%
Overall rating	83%
Video	see crash video



Dimensions & weight

Width	1695 mm
Height	1510 mm
Length	3850 mm
Wheel base	2430 mm
Kerb weight	1049 kg
Max. allowed weight	1480 kg

Additional information

Fuel tank capacity	42 l
Fuel delivery	Multi-Point Injection
Number of doors	3
Number of seats	4
Number of axles	2
Engine number	K12B-1870596