



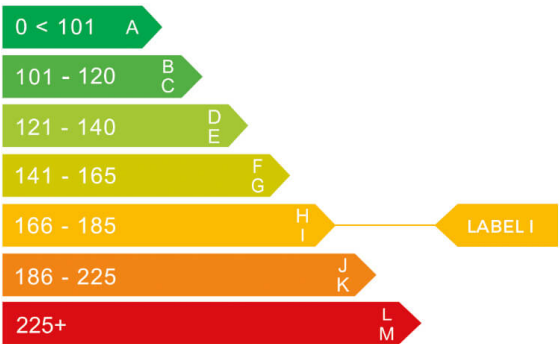
report date: 2024-03-29

General information

| | |
|---------------------|----------------------|
| Make | BMW |
| Model | X6 XDRIVE40D M SPORT |
| Colour | Black |
| Year of manufacture | 2018 |
| Top speed | 149 mph |
| Gearbox | 8 speed automatic |

Engine & fuel consumption

| | |
|-------------------------|---------------------|
| Power | 308 BHP |
| Max. torque | 630 Nm at 1.500 rpm |
| Engine capacity | 2.993 cc |
| Cylinders | 6 |
| Fuel type | Diesel |
| Consumption city | 39.8 mpg |
| Consumption extra urban | 48.7 mpg |
| Consumption combined | 44.8 mpg |
| CO2 emission | 183 g/km |
| CO2 label | I |







Internet history

Entry 1

| | |
|---------------|-----------------------------|
| Date | 2022-06-03 |
| Pictures | 12 |
| Listing price | View report |



source: cargurus.co.uk



MOT history

| | |
|--------------------|------------|
| MOT expiry date | 2024-04-28 |
| MOT pass rate | 75 % |
| MOT passed | 3 |
| Failed MOT tests | 1 |
| Total advice items | 7 |
| Total items failed | 3 |

| | |
|------------------|------------------|
| MOT #4 | 2023-04-29 08:26 |
| MOT test number | 430046488070 |
| Result | ✓ Passed |
| Next expiry date | 2024-04-28 |

| | |
|-----------------|------------------|
| MOT #3 | 2022-07-20 12:08 |
| MOT test number | 433714216210 |
| Result | ✓ Passed |

| | |
|-----------------|------------------|
| MOT #2 | 2021-08-27 16:17 |
| MOT test number | 757761271533 |
| Result | ✓ Passed |



MOT #1

2021-08-23 10:00

MOT test number

990955456284

| Result | | ✗ Failed |
|--------|---|----------|
| Fail | Offside Front Tyre not fitted in accordance with side wall instructions (5.2.3 (i)) | |
| Advice | Items removed from driver's view prior to test | |
| Minor | Nearside Front Windscreen wiper blade defective (3.4 (b) (i)) | |
| Advice | Nearside Front Tyre worn close to legal limit/worn on edge (5.2.3 (e)) | |
| Fail | Offside Rear Inner Tyre has ply or cords exposed (5.2.3 (d) (ii)) | |
| Advice | Nearside Front Tyre has a cut but not deep enough to reach the ply or cords (5.2.3 (d) (i)) | |
| Advice | Nearside Rear Tyre has a cut but not deep enough to reach the ply or cords (5.2.3 (d) (i)) | |
| Fail | Nearside Front Outer Tyre has ply or cords exposed (5.2.3 (d) (ii)) | |
| Advice | Nearside Rear Tyre worn close to legal limit/worn on edge (5.2.3 (e)) | |
| Advice | Offside Rear Tyre worn close to legal limit/worn on edge (5.2.3 (e)) | |



Tax & MOT check

✓
Taxed
Tax due:
1 May 2024

✓
MOT
Expires:
28 April 2024

| | |
|-------------------------|---------------------------------|
| Tax status | Valid until 1 May |
| Days left | 2 |
| MOT expiry date | 28 April 2024 |
| Full MOT history | See MOT history |

Tax calculation

| | |
|---|--------------|
| Vehicle class | 49 |
| Band | J |
| First licence fee (12 months) | £ 1.040,00,- |
| First licence fee diesel non RDE2 tested (12 months) | £ 1.565,00,- |
| Standard rate (12 months) | £ 180,00,- |
| Standard rate (6 months) | £ 99,00,- |
| Premium rate (12 months) | £ 570,00,- |
| Premium rate (6 months) | £ 313,50,- |



Damage history

Check the damage history for this BMW. See if, where and when this BMW had damage and the car repair costs. We also check if this BMW was scrapped. Download the premium report [here](#) for the results.

Damage 1

| | |
|----------|--|
| Date | |
| Category | |
| Type | |

Damage 2

| | |
|----------|--|
| Date | |
| Category | |
| Type | |



Extra BMW salvage check



If this vehicle was seen at a salvage auction we offer: vehicle pictures, salvage location, retail value. Download the premium report [here](#) for more information.

More info >



Vehicle valuation

What is this car worth? See the vehicle value of this BMW in the premium report. We check: purchase value, age, mileage, MOT history, damages and online sale prices.

| | |
|-----------------------------|----------|
| Trade retail value | £ 19,999 |
| Auction value | £ 19,999 |
| Average private trade value | £ 19,999 |

More info >



Owner history

For how long did the current and previous owner(s) have this BMW? How many owners did this BMW have? Check it in the premium report and see all owner registrations. Download the full report [here](#).

| | |
|-------|-------|
| Owner | Since |
| Owner | Since |
| Owner | Since |
| Owner | Since |
| Owner | Since |
| Owner | Since |
| Owner | Since |

More info >

Plate changes

See in this check if this BMW had different number plates.

| | |
|----------------------|----------------|
| Number of plates | 1 |
| Current registration | RV68UOM |
| Plate since | 2024-03-29 |
| Current registration | RV68UOM |
| Plate since | 2024-03-29 |

More info >



Finance check

Check if this BMW is financed, has an outstanding loan or finance agreement. If you are purchasing a vehicle it is smart to ensure that any finance that may have been taken out on this BMW has been settled.

If not, and you buy this BMW then you could lose the money and the car you paid for.

Download the premium report [here](#) and check if this BMW is financed.

| | | |
|-------------------|----------|------|
| Finance company | XXXXXXXX | XXXX |
| Date of agreement | XXXXXXXX | XXXX |
| Agreement type | XXXXXXXX | XXXX |
| Agreement term | XXXXXXXX | XXXX |
| Agreement number | XXXXXXXX | XXXX |
| Contact info | XXXXXXXX | XXXX |

More info >



Mileage check

| | |
|----------------------------|--------------------------|
| Odometer | In miles |
| Mileage registrations | 6 |
| First mileage registration | 2018-09-13 |
| Last registration | 2023-04-29 |
| Complete history | See info |



| | | |
|-----------------|------------|-----------|
| Registration #1 | 2018-09-13 | 22 mi |
| Registration #2 | 2021-08-23 | 52.872 mi |
| Registration #3 | 2021-08-27 | 53.137 mi |
| Registration #4 | 2022-05-29 | 55.277 mi |
| Registration #5 | 2022-05-29 | 55.277 mi |
| Registration #6 | 2023-04-29 | 55.277 mi |

More info >



Car features

The BMW factory car options list is only available in the premium report.

| | |
|-------|------------------|
| S0225 | Air conditioning |
| S0295 | |
| S0482 | |
| S0501 | |
| S0566 | |
| S0567 | |
| S0569 | |

View the complete BMW factory list for this vehicle [here](#).

More info >

Safety ratings

NCAP rating ★★★★★

Video [see crash video](#)



Dimensions & weight

| | |
|---------------------|---------|
| Width | 1989 mm |
| Height | 1702 mm |
| Length | 4909 mm |
| Wheel base | 2933 mm |
| Kerb weight | 2105 kg |
| Max. allowed weight | 2820 kg |

Additional information

| | |
|--------------------|------------------|
| Fuel tank capacity | 85 l |
| Fuel delivery | Direct Injection |
| Number of doors | 5 |
| Number of seats | 5 |

| | |
|------------------------|----------|
| Number of axles | 2 |
| Engine number | 67045429 |