



report date: 2024-03-28

General information

| | |
|---------------------|---------------------|
| Make | BMW |
| Model | 525 525D SE TOURING |
| Colour | Black |
| Year of manufacture | - |
| Top speed | 144 mph |
| Gearbox | 6 speed automatic |

Engine & fuel consumption

| | |
|-------------------------|---------------------|
| Power | 194 BHP |
| Max. torque | 400 Nm at 1.300 rpm |
| Cylinders | 6 |
| Fuel type | Diesel |
| Consumption city | 32.8 mpg |
| Consumption extra urban | 52.3 mpg |
| Consumption combined | 42.8 mpg |





LABEL UNKNOWN



Internet history

Entry 2


| | |
|---------------|-----------------------------|
| Date | 2021-08-08 |
| Pictures | 10 |
| Listing price | View report |



source: cargurus.co.uk

Entry 1

| | |
|---------------|-----------------------------|
| Date | 2021-08-07 |
| Pictures | 10 |
| Listing price | View report |



source: autotrader.co.uk



MOT history

| | |
|------------------|--|
| MOT #22 | 2022-02-28 13:53 |
| MOT test number | 243837037108 |
| Result | ✓ Passed |
| Next expiry date | 2023-02-27 |
| Advice | Nearside Rear Inner Tyre worn close to legal limit/worn on edge (5.2.3 (e)) |
| Minor | Central Windscreen damaged but not adversely affecting driver's view (3.2 (a) (i)) |
| Advice | Offside Front Inner Tyre worn close to legal limit/worn on edge (5.2.3 (e)) |
| Advice | Offside Rear Inner Tyre worn close to legal limit/worn on edge (5.2.3 (e)) |

| | |
|--------------------------------|--|
| MOT #21 | 2022-02-28 13:53 |
| MOT test number | 894699573710 |
| Result | ✗ Failed |
| Advice | Offside Rear Inner Tyre worn close to legal limit/worn on edge (5.2.3 (e)) |
| Pass with rectification | Windscreen washer provides insufficient washer liquid (3.5 (a)) |
| Advice | Nearside Rear Inner Tyre worn close to legal limit/worn on edge (5.2.3 (e)) |
| Pass with rectification | Offside Front Position lamp not working (4.2.1 (a) (ii)) |
| Minor | Central Windscreen damaged but not adversely affecting driver's view (3.2 (a) (i)) |
| Advice | Offside Front Inner Tyre worn close to legal limit/worn on edge (5.2.3 (e)) |

| | |
|-----------------|------------------|
| MOT #20 | 2021-01-25 17:53 |
| MOT test number | 227609110248 |
| Result | ✓ Passed |
| MOT #19 | 2020-01-24 11:52 |
| MOT test number | 213984762266 |
| Result | ✓ Passed |

**MOT #18** 2020-01-23 12:28**MOT test number** 763401384277**Result** ✗ Failed**Fail** Offside Rear Inner Tyre has ply or cords exposed (5.2.3 (d) (ii))**Fail** Front Windscreen washer not working (3.5 (a))**Advice** Nearside Rear Inner Tyre worn close to legal limit/worn on edge (5.2.3 (e))**Fail** Offside Front Position lamp not working (4.2.1 (a) (ii))**MOT #17** 2019-01-23 14:39**MOT test number** 833326091058**Result** ✓ Passed**MOT #16** 2019-01-23 14:39**MOT test number** 495065861264**Result** ✗ Failed**Pass with rectification** Nearside Front Anti-roll bar ball joint dust cover no longer prevents the ingress of dirt (5.3.4 (b) (ii))**Pass with rectification** Offside Front Anti-roll bar ball joint dust cover no longer prevents the ingress of dirt (5.3.4 (b) (ii))**MOT #15** 2018-01-26 15:52**MOT test number** 639471640163**Result** ✓ Passed**Advice** Windscreen has damage to an area less than a 40mm circle outside zone 'A' (8.3.1d)

**MOT #14** 2018-01-26 11:15**MOT test number** 400530748319**Result** ✗ Failed**Advice** Nearside Rear Tyre worn close to the legal limit (4.1.E.1)**Fail** Nearside Front Tyre tread depth below requirements of 1.6mm (4.1.E.1)**Advice** Windscreen has damage to an area less than a 40mm circle outside zone 'A' (8.3.1d)**MOT #13** 2017-01-26 13:59**MOT test number** 425645337782**Result** ✓ Passed**Advice** Nearside Front Tyre worn close to the legal limit (4.1.E.1)**Advice** SERVICE LAMP ON**Advice** Windscreen has damage to an area less than a 40mm circle outside zone 'A' (8.3.1d)**MOT #12** 2015-12-22 16:15**MOT test number** 612819527382**Result** ✓ Passed**MOT #11** 2015-12-19 09:50**MOT test number** 106431290572**Result** ✗ Failed**Fail** Nearside Rear Tyre has ply or cords exposed 225 50 17 (4.1.D.1b)**Advice** Particulate filter issue displayed in car**Fail** Windscreen washer provides insufficient washer liquid (8.2.3)**Fail** Offside Rear Tyre has ply or cords exposed 225 50 17 (4.1.D.1b)**Advice** Engine oil level low (just above minimum)

**MOT #10** 2014-12-31 11:09**MOT test number** 639905864381**Result** ✓ Passed**Advice** Offside Front Trailing arm has slight play in a pin/bush (2.4.G.2)**Notice** Child seat fitted not allowing full inspection of adult belt**Notice** Both Rear Tyres Inner Treads is slightly Worn**MOT #9** 2014-12-30 16:09**MOT test number** 596534664301**Result** ✗ Failed**Advice** Offside Front Trailing arm has slight play in a pin/bush (2.4.G.2)**Notice** Child seat fitted not allowing full inspection of adult belt**Fail** Nearside Front Front position lamp(s) not working (1.1.A.3b)**Notice** Both Rear Tyres Inner Treads is slightly Worn**MOT #8** 2013-12-21 17:28**MOT test number** 945575053368**Result** ✓ Passed**Notice** Under-trays fitted obscuring some underside components**Notice** Engine covers fitted obscuring some components in the engine bay**MOT #7** 2013-04-27 11:53**MOT test number** 897947913195**Result** ✓ Passed

**MOT #6** 2013-04-19 09:38**MOT test number** 168449203180**Result** ✗ Failed**Fail** Offside Front Tyre has ply or cords exposed (4.1.D.1b)**Fail** Nearside Rear Tyre has ply or cords exposed (4.1.D.1b)**MOT #5** 2012-04-18 13:06**MOT test number** 795409802174**Result** ✓ Passed**Notice** N/s/f tyre has very slight inner edge wear,ok at test not excessive.**MOT #4** 2011-04-05 11:43**MOT test number** 497855591056**Result** ✓ Passed**MOT #3** 2010-11-04 16:16**MOT test number** 402188500321**Result** ✓ Passed**MOT #2** 2010-10-29 12:23**MOT test number** 991562100375**Result** ✗ Failed**Fail** Nearside Front Wheel bolt(s) missing (4.2.A.1e)**MOT #1** 2010-04-19 12:25**MOT test number** 800059600183**Result** ✓ Passed



Damage history

Check the damage history for this BMW. See if, where and when this BMW had damage and the car repair costs. We also check if this BMW was scrapped. Download the premium report [here](#) for the results.

| | |
|----------|--|
| Damage 1 | |
| Date | |
| Category | |
| Type | |
| Damage 2 | |
| Date | |
| Category | |
| Type | |



Extra BMW salvage check



If this vehicle was seen at a salvage auction we offer: vehicle pictures, salvage location, retail value. Download the premium report [here](#) for more information.

More info >



Vehicle valuation

What is this car worth? See the vehicle value of this BMW in the premium report. We check: purchase value, age, mileage, MOT history, damages and online sale prices.

| | |
|-----------------------------|----------|
| Trade retail value | £ 19,999 |
| Auction value | £ 19,999 |
| Average private trade value | £ 19,999 |

More info >



Owner history

For how long did the current and previous owner(s) have this BMW? How many owners did this BMW have? Check it in the premium report and see all owner registrations. Download the full report [here](#).

| | |
|-------|-------|
| Owner | Since |
| Owner | Since |
| Owner | Since |
| Owner | Since |
| Owner | Since |
| Owner | Since |
| Owner | Since |

More info >

Plate changes

See in this check if this BMW had different number plates.

| | |
|----------------------|------------|
| Number of plates | 1 |
| Current registration | |
| Plate since | 2024-03-28 |
| Current registration | |
| Plate since | 2024-03-28 |

More info >



Finance check

Check if this BMW is financed, has an outstanding loan or finance agreement. If you are purchasing a vehicle it is smart to ensure that any finance that may have been taken out on this BMW has been settled.

If not, and you buy this BMW then you could lose the money and the car you paid for.

Download the premium report [here](#) and check if this BMW is financed.

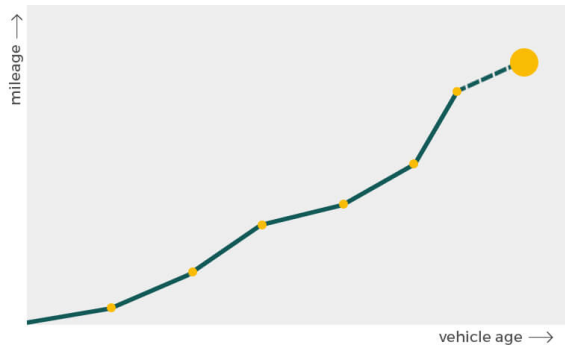
| | | |
|-------------------|----------|------|
| Finance company | XXXXXXXX | XXXX |
| Date of agreement | XXXXXXXX | XXXX |
| Agreement type | XXXXXXXX | XXXX |
| Agreement term | XXXXXXXX | XXXX |
| Agreement number | XXXXXXXX | XXXX |
| Contact info | XXXXXXXX | XXXX |

More info >



Mileage check

| | |
|----------------------------|--------------------------|
| Odometer | In miles |
| Mileage registrations | 25 |
| First mileage registration | 2007-05-21 |
| Last registration | 2022-02-28 |
| Complete history | See info |



| | | |
|------------------|------------|------------|
| Registration #1 | 2007-05-21 | 8 mi |
| Registration #2 | 2010-04-19 | 70.932 mi |
| Registration #3 | 2010-10-29 | 82.531 mi |
| Registration #4 | 2010-11-04 | 82.531 mi |
| Registration #5 | 2011-04-05 | 82.598 mi |
| Registration #6 | 2012-04-18 | 91.225 mi |
| Registration #7 | 2013-04-19 | 97.848 mi |
| Registration #8 | 2013-04-27 | 97.850 mi |
| Registration #9 | 2013-12-21 | 99.940 mi |
| Registration #10 | 2014-12-30 | 108.459 mi |
| Registration #11 | 2014-12-31 | 108.472 mi |
| Registration #12 | 2015-12-19 | 116.879 mi |
| Registration #13 | 2015-12-22 | 116.931 mi |
| Registration #14 | 2016-01-01 | 116.931 mi |
| Registration #15 | 2016-01-01 | 116.931 mi |
| Registration #16 | 2016-01-01 | 116.931 mi |
| Registration #17 | 2016-01-01 | 116.931 mi |
| Registration #18 | 2016-01-01 | 116.931 mi |
| Registration #19 | 2016-01-01 | 116.931 mi |
| Registration #20 | 2016-01-01 | 116.931 mi |
| Registration #21 | 2016-01-01 | 116.931 mi |
| Registration #22 | 2016-01-01 | 116.931 mi |
| Registration #23 | 2016-01-01 | 116.931 mi |
| Registration #24 | 2016-01-01 | 116.931 mi |
| Registration #25 | 2016-01-01 | 116.931 mi |



Car features

The BMW factory car options list is only available in the premium report.

| | |
|-------|------------------|
| S0225 | Air conditioning |
| S0295 | |
| S0482 | |
| S0501 | |
| S0566 | |
| S0567 | |
| S0569 | |

View the complete BMW factory list for this vehicle [here](#).

More info >

Safety ratings

NCAP rating



Video [see crash video](#)



Dimensions & weight

| | |
|---------------------|---------|
| Width | 1846 mm |
| Height | 1491 mm |
| Length | 4843 mm |
| Wheel base | 2886 mm |
| Kerb weight | 1690 kg |
| Max. allowed weight | 2290 kg |

Additional information

| | |
|--------------------|------------------|
| Fuel tank capacity | 70 l |
| Fuel delivery | Direct Injection |
| Number of doors | 5 |
| Number of seats | 5 |

| | |
|------------------------|----------|
| Number of axles | 2 |
| Engine number | 24156521 |