



W19SJE

report date: 2024-03-28

General information

Make	LEXUS
Model	IS 300H EXECUTIVE EDITION
Colour	Red
Year of manufacture	2015
Top speed	125 mph
0 - 60 mph	8.1 seconds
Gearbox	1 speed CVT

Engine & fuel consumption

Power	220 BHP
Max. torque	221 Nm at 4.200 rpm
Engine capacity	2.494 cc
Cylinders	4
Fuel type	Hybrid / Electric
Consumption city	61.4 mpg
Consumption extra urban	61.4 mpg
Consumption combined	64.2 mpg
CO2 emission	101 g/km
CO2 label	B








Internet history

Entry 2

Date	2021-09-17
Pictures	29
Listing price	View report



source: yesauto.com

Entry 1

Date	2021-09-14
Pictures	29
Listing price	View report



source: cargurus.co.uk

**MOT history**

MOT expiry date	2025-03-17
MOT pass rate	100 %
MOT passed	7
Failed MOT tests	0
Total advice items	8
Total items failed	0

MOT #7	2024-03-14 14:30
MOT test number	684289134616
Result	✓ Passed
Next expiry date	2025-03-17

MOT #6	2023-03-07 14:04
MOT test number	921021027664
Result	✓ Passed
Advice	Nearside Rear Inner Tyre worn close to legal limit/worn on edge (5.2.3 (e))
Advice	Offside Front Inner Tyre worn close to legal limit/worn on edge (5.2.3 (e))
Advice	Offside Rear Inner Tyre worn close to legal limit/worn on edge (5.2.3 (e))

MOT #5	2022-03-05 13:47
MOT test number	599060227754
Result	✓ Passed

MOT #4	2021-03-18 12:59
MOT test number	290119556217
Result	✓ Passed



MOT #3	2020-10-09 10:17
MOT test number	512700506114
Result	✓ Passed

MOT #2	2019-10-02 11:46
MOT test number	799294683605
Result	✓ Passed
Minor	Nearside Rear Rear reflector defective or damaged by up to 50% of the reflecting surface (4.8.1 (a) (i))

MOT #1	2018-10-12 10:46
MOT test number	634743033937
Result	✓ Passed
Advice	Offside Rear Tyre worn close to legal limit/worn on edge (5.2.3 (e))
Advice	Nearside Front Tyre worn close to legal limit/worn on edge (5.2.3 (e))
Advice	Nearside Rear Tyre worn close to legal limit/worn on edge (5.2.3 (e))
Advice	Offside Front Tyre worn close to legal limit/worn on edge (5.2.3 (e))



Tax & MOT check

✓
Taxed
Tax due:
1 September 2024

✓
MOT
Expires:
17 March 2025

Tax status	Valid until 1 September
Days left	125
MOT expiry date	17 March 2025
Full MOT history	See MOT history

Tax calculation

Vehicle class	59
Band	B
Single payment (12 months)	£ 10,00,-
Single six month payment	Not applicable
Total payable by 12 monthly instalments	£ 10,50,-



Damage history

Check the damage history for this LEXUS. See if, where and when this LEXUS had damage and the car repair costs. We also check if this LEXUS was scrapped. Download the premium report [here](#) for the results.

Damage 1

Date	
Category	
Type	



Damage 2

Date	
Category	
Type	



Extra LEXUS salvage check



If this vehicle was seen at a salvage auction we offer: vehicle pictures, salvage location, retail value. Download the premium report [here](#) for more information.

More info >



Vehicle valuation

What is this car worth? See the vehicle value of this LEXUS in the premium report. We check: purchase value, age, mileage, MOT history, damages and online sale prices.

Trade retail value	£ 19,299
Auction value	£ 19,299
Average private trade value	£ 19,299

More info >



Owner history

For how long did the current and previous owner(s) have this LEXUS? How many owners did this LEXUS have? Check it in the premium report and see all owner registrations. Download the full report [here](#).

Owner	From	To
Owner	From	To
Owner	From	To
Owner	From	To
Owner	From	To
Owner	From	To
Owner	From	To

More info >

Plate changes

See in this check if this LEXUS had different number plates.

Number of plates	1
Current registration	W19SJE
Plate since	2019-03-28
Current registration	W19SJE
Plate since	2019-03-28

More info >



Finance check

Check if this LEXUS is financed, has an outstanding loan or finance agreement. If you are purchasing a vehicle it is smart to ensure that any finance that may have been taken out on this LEXUS has been settled.

If not, and you buy this LEXUS then you could lose the money and the car you paid for.

Download the premium report [here](#) and check if this LEXUS is financed.

Finance company	XXXXXXXX XX
Date of agreement	XXXXXXXX XX
Agreement type	XXXXXXXX XX
Agreement term	XXXXXXXX XX
Agreement number	XXXXXXXX XX
Contact info	XXXXXXXX XX

More info >



Mileage check

Odometer	In miles
Mileage registrations	10
First mileage registration	2015-10-27
Last registration	2024-03-14
Complete history	See info



Registration #1	2015-10-27	6 mi
Registration #2	2018-10-12	33.548 mi
Registration #3	2019-10-02	43.363 mi
Registration #4	2020-10-09	44.135 mi
Registration #5	2021-03-18	45.354 mi
Registration #6	2022-03-20	46.573 mi
Registration #7	2023-03-20	47.792 mi
Registration #8	2024-03-14	49.011 mi
Registration #9	2024-03-14	50.230 mi
Registration #10	2024-03-14	51.449 mi

More info >



Car features

The LEXUS factory car options list is only available in the premium report.

S0225	Air conditioning
S0295	
S0482	
S0501	
S0566	
S0567	
S0569	

View the complete LEXUS factory list for this vehicle [here](#).

More info >

Safety ratings

NCAP rating	★★★★★
Adult	91%
Children	85%
Pedestrian	80%
Safety systems	66%
Overall rating	85%
Video	see crash video



Dimensions & weight

Width	1810 mm
Height	1430 mm
Length	4665 mm
Wheel base	2800 mm
Kerb weight	1720 kg
Max. allowed weight	2145 kg

Additional information

Fuel tank capacity	66 l
Fuel delivery	Direct Injection
Number of doors	4
Number of seats	5

Number of axles	2
Engine number	2AR1249887