



report date: 2024-03-29

General information

|                     |                   |
|---------------------|-------------------|
| Make                | BMW               |
| Model               | 525 525D SE       |
| Colour              | Black             |
| Year of manufacture | 2010              |
| Top speed           | 147 mph           |
| 0 - 60 mph          | 7.7 seconds       |
| Gearbox             | 8 speed automatic |

Engine & fuel consumption

|                         |                     |
|-------------------------|---------------------|
| Power                   | 201 BHP             |
| Max. torque             | 450 Nm at 1.750 rpm |
| Engine capacity         | 2.996 cc            |
| Cylinders               | 6                   |
| Fuel type               | Diesel              |
| Consumption city        | 36.2 mpg            |
| Consumption extra urban | 55.4 mpg            |
| Consumption combined    | 46.3 mpg            |
| CO2 emission            | 160 g/km            |
| CO2 label               | G                   |








Internet history

Entry 1

|               |                             |
|---------------|-----------------------------|
| Date          | 2021-09-11                  |
| Pictures      | 30                          |
| Listing price | <a href="#">View report</a> |



source: [autotrader.co.uk](#)



## MOT history

|                    |            |
|--------------------|------------|
| MOT expiry date    | 2025-03-19 |
| MOT pass rate      | 80 %       |
| MOT passed         | 12         |
| Failed MOT tests   | 3          |
| Total advice items | 14         |
| Total items failed | 3          |

|                  |  |
|------------------|--|
| MOT #15          | 2024-03-20 14:40   |
| MOT test number  | 445697611865   |
| Result           | ✓ Passed   |
| Next expiry date | 2025-03-19   |
| Advice           | Offside Front Drag link end ball joint has slight play (2.1.3 (b) (i)) |

|                 |  |
|-----------------|--|
| MOT #14         | 2024-03-20 13:59   |
| MOT test number | 807886658862   |
| Result          | ✗ Failed   |
| Advice          | Offside Front Drag link end ball joint has slight play (2.1.3 (b) (i)) |
| Fail            | Nearside Rear Tyre tread depth below requirements of 1.6mm (5.2.3 (e)) |

|                 |  |
|-----------------|--|
| MOT #13         | 2023-02-28 16:22   |
| MOT test number | 586318664526   |
| Result          | ✓ Passed   |
| Advice          | Offside Front Track rod end ball joint has slight play (2.1.3 (b) (i)) |

**MOT #12** 2022-02-28 17:26**MOT test number** 634778144686**Result** ✓ Passed**Minor** Driver's view to the front outside the swept area of the windscreen wipers restricted by an obstruction both front (3.1 (a) (i))**Advice** Offside Front Track rod end ball joint has slight play (2.1.3 (b) (i))**MOT #11** 2021-02-15 09:08**MOT test number** 681419296587**Result** ✓ Passed**Advice** Front Brake pad(s) wearing thin (1.1.13 (a) (ii))**MOT #10** 2020-02-10 09:07**MOT test number** 134790163859**Result** ✓ Passed**Advice** Offside Front Brake pad(s) wearing thin (1.1.13 (a) (ii))**Advice** Nearside Front Brake pad(s) wearing thin (1.1.13 (a) (ii))**MOT #9** 2019-02-11 12:20**MOT test number** 132433523378**Result** ✓ Passed**Advice** Nearside Rear Tyre worn close to legal limit/worn on edge 1.6 mm (5.2.3 (e))**Advice** Offside Rear Tyre worn close to legal limit/worn on edge 2.0 mm (5.2.3 (e))**Advice** Offside Rear Brake pad(s) wearing thin (1.1.13 (a) (ii))**MOT #8** 2018-02-14 10:05**MOT test number** 361644250975**Result** ✓ Passed

**MOT #7** 2018-02-14 09:26**MOT test number** 153564546410**Result** ✗ Failed**Fail** Offside Front Headlamp not working on dipped beam (1.7.5a)**MOT #6** 2017-02-10 12:57**MOT test number** 199031728576**Result** ✓ Passed**MOT #5** 2017-02-10 12:57**MOT test number** 211846078539**Result** ✗ Failed**Pass with rectification** Nearside Headlamp not working on dipped beam (1.7.5a)**MOT #4** 2016-02-16 10:18**MOT test number** 605929444100**Result** ✓ Passed**Advice** Offside Front tyre wearing out from edge**Advice** Nearside Rear tyre wearing out from edge**MOT #3** 2015-02-14 14:25**MOT test number** 959345645020**Result** ✓ Passed**Notice** Offside rear tyre wearing low from inner edge**MOT #2** 2014-02-14 15:12**MOT test number** 956115444045**Result** ✓ Passed



|                 |                  |
|-----------------|------------------|
| MOT #1          | 2013-08-07 13:01 |
| MOT test number | 459489913264     |
| Result          | ✓ Passed         |



Tax & MOT check

✓  
**Taxed**  
**Tax due:**  
1 April 2025

✓  
**MOT**  
**Expires:**  
19 March 2025

|                         |                                 |
|-------------------------|---------------------------------|
| <b>Tax status</b>       | Valid until 1 April             |
| <b>Days left</b>        | 337                             |
| <b>MOT expiry date</b>  | 19 March 2025                   |
| <b>Full MOT history</b> | <a href="#">See MOT history</a> |

Tax calculation

|  |            |
|--|------------|
| <b>Vehicle class</b>                           | 49         |
| <b>Band</b>                                    | G          |
| <b>Single payment (12 months)</b>              | £ 240,00,- |
| <b>Single six month payment</b>                | £ 132,00,- |
| <b>Total payable by 12 monthly instalments</b> | £ 252,00,- |



Damage history

Check the damage history for this BMW. See if, where and when this BMW had damage and the car repair costs. We also check if this BMW was scrapped. Download the premium report [here](#) for the results.

Damage 1

|          |  |
|----------|--|
| Date     |  |
| Category |  |
| Type     |  |



Damage 2

|          |  |
|----------|--|
| Date     |  |
| Category |  |
| Type     |  |

Extra BMW salvage check



If this vehicle was seen at a salvage auction we offer: vehicle pictures, salvage location, retail value. Download the premium report [here](#) for more information.

More info >





Vehicle valuation

What is this car worth? See the vehicle value of this BMW in the premium report. We check: purchase value, age, mileage, MOT history, damages and online sale prices.

|                             |          |
|-----------------------------|----------|
| Trade retail value          | £ 19,999 |
| Auction value               | £ 19,999 |
| Average private trade value | £ 19,999 |

More info >



Owner history

For how long did the current and previous owner(s) have this BMW? How many owners did this BMW have? Check it in the premium report and see all owner registrations. Download the full report [here](#).

|       |       |
|-------|-------|
| Owner | Since |
| Owner | Since |
| Owner | Since |
| Owner | Since |
| Owner | Since |
| Owner | Since |
| Owner | Since |

More info >

Plate changes

See in this check if this BMW had different number plates.

|                      |            |
|----------------------|------------|
| Number of plates     | 1          |
| Current registration |            |
| Plate since          | 2024-03-29 |
| Current registration |            |
| Plate since          | 2024-03-29 |

More info >



Finance check

Check if this BMW is financed, has an outstanding loan or finance agreement. If you are purchasing a vehicle it is smart to ensure that any finance that may have been taken out on this BMW has been settled.

If not, and you buy this BMW then you could lose the money and the car you paid for.

Download the premium report [here](#) and check if this BMW is financed.

|                   |          |      |
|-------------------|----------|------|
| Finance company   | XXXXXXXX | XXXX |
| Date of agreement | XXXXXXXX | XXXX |
| Agreement type    | XXXXXXXX | XXXX |
| Agreement term    | XXXXXXXX | XXXX |
| Agreement number  | XXXXXXXX | XXXX |
| Contact info      | XXXXXXXX | XXXX |

More info >



Mileage check

|                            |                          |
|----------------------------|--------------------------|
| Odometer                   | In miles                 |
| Mileage registrations      | 17                       |
| First mileage registration | 2010-12-31               |
| Last registration          | 2024-03-20               |
| Complete history           | <a href="#">See info</a> |



|                  |            |           |
|------------------|------------|-----------|
| Registration #1  | 2010-12-31 | 14 mi     |
| Registration #2  | 2013-08-07 | 15.941 mi |
| Registration #3  | 2014-02-14 | 16.132 mi |
| Registration #4  | 2015-02-14 | 23.394 mi |
| Registration #5  | 2016-02-16 | 30.752 mi |
| Registration #6  | 2017-02-10 | 39.039 mi |
| Registration #7  | 2017-02-10 | 39.039 mi |
| Registration #8  | 2018-02-14 | 47.747 mi |
| Registration #9  | 2018-02-14 | 47.747 mi |
| Registration #10 | 2019-03-20 | 55.277 mi |
| Registration #11 | 2019-03-20 | 55.277 mi |
| Registration #12 | 2019-03-20 | 55.277 mi |
| Registration #13 | 2019-03-20 | 55.277 mi |
| Registration #14 | 2019-03-20 | 55.277 mi |
| Registration #15 | 2019-03-20 | 55.277 mi |
| Registration #16 | 2019-03-20 | 55.277 mi |
| Registration #17 | 2019-03-20 | 55.277 mi |

More info >



Car features

The BMW factory car options list is only available in the premium report.

|       |                  |
|-------|------------------|
| S0225 | Air conditioning |
| S0295 |                  |
| S0482 |                  |
| S0501 |                  |
| S0566 |                  |
| S0567 |                  |
| S0569 |                  |

View the complete BMW factory list for this vehicle [here](#).

More info >

Safety ratings

NCAP rating



Video

[see crash video](#)



Dimensions & weight

|                     |         |
|---------------------|---------|
| Width               | 1860 mm |
| Height              | 1475 mm |
| Length              | 4899 mm |
| Wheel base          | 1558 mm |
| Kerb weight         | 1705 kg |
| Max. allowed weight | 2315 kg |

Additional information

|                    |                  |
|--------------------|------------------|
| Fuel tank capacity | 70 l             |
| Fuel delivery      | Direct Injection |
| Number of doors    | 4                |
| Number of seats    | 5                |

|                        |          |
|------------------------|----------|
| <b>Number of axles</b> | 2        |
| <b>Engine number</b>   | 24167427 |